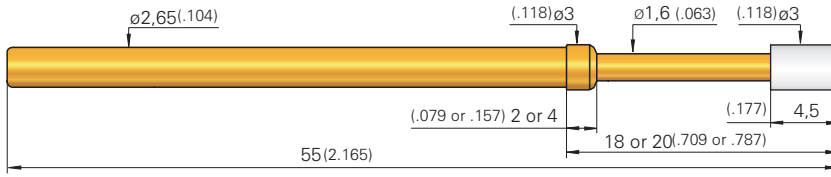


# Test Probes for Fixture Customizing

## PCB Support Probe GKS-416



### Ordering Example

GKS for Install. Height 18,0 mm (.709):

G	K	S	4	1	6	0	0	2	3	0	0	A	5	0	0	2
---	---	---	---	---	---	---	---	---	---	---	---	---	---	---	---	---

GKS for Install. Height 20,0 mm (.787):

G	K	S	4	1	6	0	0	2	3	0	0	A	5	0	0	4
---	---	---	---	---	---	---	---	---	---	---	---	---	---	---	---	---

### Mechanical Data

**Working Stroke:** 9,2 mm (.362)  
**Maximum Stroke:** 11,5 mm (.453)  
**Spring Force at Work.Stroke:** 5,0 N (18.1oz)

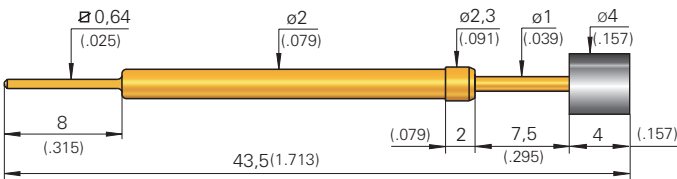
### Materials

**Plunger:** BeCu , gold-plated  
**Barrel:** Brass, gold-plated  
**Spring:** Steel, gold-plated  
**Tip:** Delrin  
**Receptacle:** KS-113 23

### Mounting Hole Size

see GKS-113 (Page 58)

## PCB Support Probe GKS-102



### Ordering Example

GKS for Install. Height 13,5 mm (.531):

G	K	S	1	0	2	2	5	0	4	0	0	P	3	0	0	2	W
---	---	---	---	---	---	---	---	---	---	---	---	---	---	---	---	---	---

### Mechanical Data

**Working Stroke:** 4,8 mm (.189)  
**Maximum Stroke:** 6,5 mm (.256)  
**Spring Force at Work. Stroke:** 1,5 N (5.4oz)  
**alternative:** 3,0 N (10.8oz); 5,0 N (18.1oz)

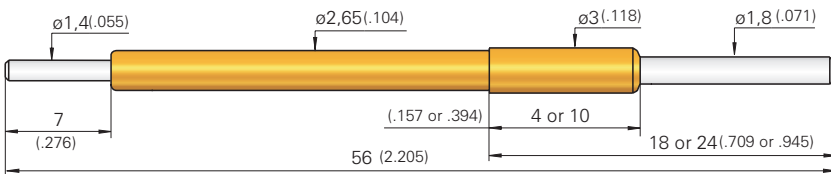
### Materials

**Plunger:** Steel , gold-plated  
**Barrel:** Brass, gold-plated  
**Spring:** Steel, gold-plated  
**Tip:** PVC  
**Receptacle:** KS-102 23

**Mounting Hole Size:** see GKS-102, Page 56

## Test Probe GKS-504

with continuous Plunger - for the activation of a Micro Switch



### Ordering Example

GKS for Install. Height 18,0 mm (.709):

G	K	S	5	0	4	3	0	5	1	8	0	N	0	5	0	4
---	---	---	---	---	---	---	---	---	---	---	---	---	---	---	---	---

GKS for Install. Height 24,0 mm (.945):

G	K	S	5	0	4	3	0	5	1	8	0	N	5	0	1	0
---	---	---	---	---	---	---	---	---	---	---	---	---	---	---	---	---

### Mechanical Data

**Working Stroke:** 11,2 mm (.441)  
**Maximum Stroke:** 14 mm (.551)  
**Spring Force at Work. Stroke:** 0,5 N (1.8oz)  
**alternative:** 3,0 N (10.8oz); 5,0 N (18.1oz)

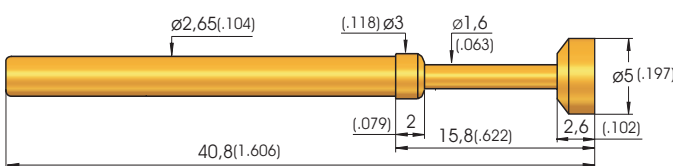
### Materials

**Plunger:** BeCu , nickel-plated  
**Barrel:** Steel, gold-plated or Stainless Steel  
**Spring:** Brass, gold-plated  
**Receptacle:** KS-113 23

### Mounting Hole Size

see GKS-113 (Page 58)

## GND Probe GKS-414



### Ordering Example

GKS for Install. Height 15,8 mm (.622):

G	K	S	4	1	4	2	0	2	5	0	0	A	1	5	0	2
---	---	---	---	---	---	---	---	---	---	---	---	---	---	---	---	---

### Mechanical Data

**Working Stroke:** 9,6 mm (.378)  
**Maximum Stroke:** 11,2 mm (.441)  
**Spring Force at Work. Stroke:** 1,5 N (5.4oz)  
**alternative:** 3,0 N (10.8oz)  
**Receptacle:** KS-113 23 (see Page 56)

### Mounting Hole Size

see GKS-113 (Page 58)