

GKS 713

Rotating Test Probe with continuous Plunger

Grid:

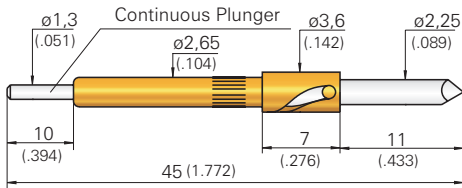
≥ 4,50 mm

≥ 177 Mil


Installation Height: 13,0 resp. 18,0 mm (.512/ .709)

Recommended Stroke: 4,0 mm (.157)

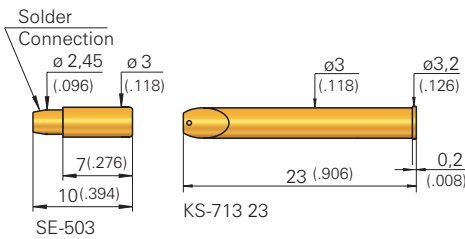
Mounting and Functional Dimensions



GKS-713 207



GKS-713 257



SE-503

KS-713 23

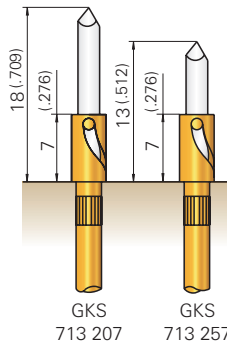
Available Tip Styles

Material	Tip Style	Plating	Further Versions	
			∅	∅ (inch)
2	07	R		
2	57*	R		
2	06	R	4,00	(.157)
2	56*	R		

* 5 mm (.197) shorter

Collar Height and Installation Height

GKS	Installation Height
713 206/207	18 mm (.709)
713 256/257	13 mm (.512)



Mechanical Data

Working Stroke: 4,0 mm (.157)
Maximum Stroke: 5,0 mm (.197)
Spring Force at Work. Stroke: 1,5 N (5.4oz)
alternative: 3,0 N (10.8oz); 5,0 N (18.1oz)

Materials

Plunger: Steel, rhodium-plated
Barrel: Brass, gold-plated
Spring: Steel, gold-plated
Receptacle: Brass, gold-plated

Note:

The Knurl on the Rotating Test Probe guarantees sure fitting in the Receptacle or in the Probe Plate.

Electrical Data

Current Rating, Connection to KS: 5 - 8 A
Current Rating, Conn. to Plunger: 8 A
R_i typical, Connection to KS: < 30 mΩ
R_i typical, Connection to Plunger: < 10 mΩ

Mounting Hole Size

with Receptacle: ∅ 2,98 - 2,99 mm (.1173 - .1177)
without Receptacle: ∅ 2,66 mm (.1047)

Tools:

Insertion and Extraction Tools for GKS and KS see Page 118.

Ordering Example

Series Tip Material Tip Style Tip Diameter (1/100 mm) Plating Spring Force (dN) Collar Height (mm)

Test Probe:

G K S 7 1 3 2 0 6 2 2 5 R 1 5 0 7

Receptacle:

K S - 7 1 3 2 3

Lamellar Plug:

(for plugging onto the end of the Plunger)

S E - 5 0 3