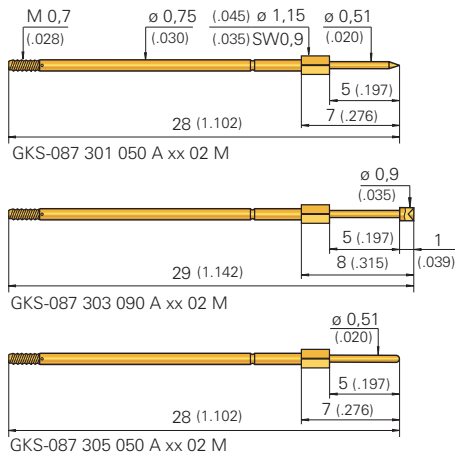


Grid:
 ≥ 1,27 mm
 ≥ 50 Mil

Installation Height: 7,2 / 8,2 mm (.283 / .323)
Recommended Stroke: 4,0 mm (.157)

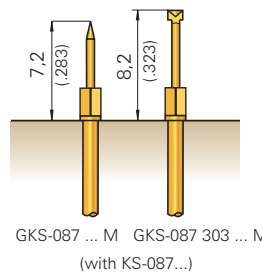
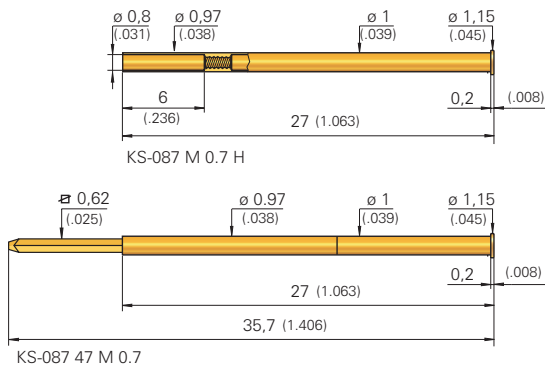
Mounting and Functional Dimensions



Available Tip Styles

Material	Tip Style	Plating	Further Versions	
			∅	∅ (inch)
01		A	∅ 0,50 (.020)	
03		A	∅ 0,90 (.035)	
05		A	∅ 0,50 (.020)	

Receptacles



Collar Height and Installation Height

The Installation Height of the Tip (Dimension with Receptacle) is determined by the Collar Height and the Tip Style. The Collar Height of the series GKS-087 is always 02.

Collar Height	Tip Style	Diameter	Installation Height
02 M	01	0,50 (.020)	7,2 mm (.283)
02 M	03	0,90 (.035)	8,2 mm (.323)
02 M	05	0,50 (.020)	7,2 mm (.283)

Mechanical Data

Working Stroke: 4,0 mm (.157)
Maximum Stroke: 5,0 mm (.197)
Spring Force at Work. Stroke: 0,5 N (1.8oz)
alternative: 0,8 N (2.9oz)

Materials

Plunger: BeCu, gold-plated
Barrel: Brass, gold-plated
Spring: Steel, gold-plated
Receptacle: Brass, gold-plated

Electrical Data

Current Rating: 2 - 3 A
R_i typical: < 20 mΩ

Mounting Hole Size

in CEM 1: ∅1,00 - 1,02 mm (.0394-.0401)
in FR 4: ∅1,01 - 1,03 mm (.0398-.0405)

Operating Temperature

Standard: -40° up to +80° C

Note:

GKS-087 ... M will be screwed into KS-087 ... M using special tools, see Page 170/171.

Recommended Screw-in Torque:
 Min.: 0,5 Ncm / Max.: 1 Ncm

Ordering Example

Series	Tip Material	Tip Style	Tip Diameter (1/100 mm)	Plating A = Gold	Spring Force (dN)	Collar Height (mm)	Special Designation
	3 = BeCu						

Test Probe:

G K S 0 8 7 3 0 5 0 5 0 A 0 5 0 2 M

Receptacles:

K S - 0 8 7 M 0,7 H K S - 0 8 7 4 7 M 0,7