

# GKS 050/075/100/135

Bead Probes

NEW

Grid:

≥ 1,27 / 1,91 / 2,54 mm

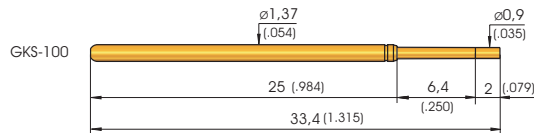
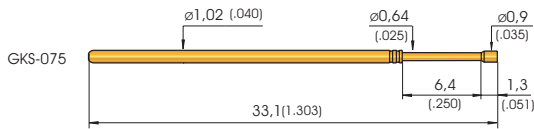
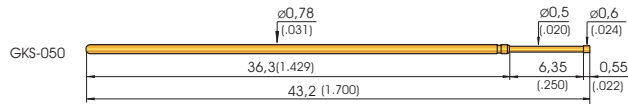
≥ 50 / 75 / 100 Mil

Installation Height: 16 mm (.630) / variable

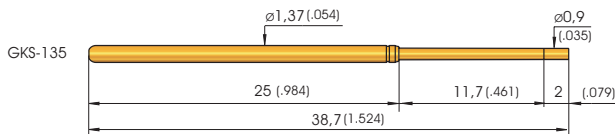
Recommended Stroke: 4,3 mm (.169)

## Mounting and Functional Dimensions

### ICT-/FCT Test Probes



### Long-stroke Test Probe for dual-Stage Fixtures



#### Available Tip Styles GKS-050

Material	Tip Style	Tip Style Image	Ø (inch)	Plating
3	02		Ø 0,60 (.024)	A
3	60		Ø 0,50 (.020)	A

#### Available Tip Styles GKS-050

Material	Tip Style	Tip Style Image	Ø (inch)	Plating
3	60		Ø 0,60 (.024)	A
3	60		Ø 0,90 (.035)	A
3	79		Ø 0,50 (.020)	A

#### Available Tip Styles GKS-075

Material	Tip Style	Tip Style Image	Ø (inch)	Plating
3	02		Ø 0,90 (.035)	A
3	60		Ø 0,64 (.025)	A

#### Available Tip Styles GKS-075

Material	Tip Style	Tip Style Image	Ø (inch)	Plating
3	60		Ø 0,90 (.035)	A
3	79		Ø 0,64 (.025)	A

#### Available Tip Styles GKS-100

Material	Tip Style	Tip Style Image	Ø (inch)	Plating
3	02		Ø 0,90 (.035)	A
3	02		Ø 1,50 (.060)	A

#### Available Tip Styles GKS-100

Material	Tip Style	Tip Style Image	Ø (inch)	Plating
3	60		Ø 0,64 (.035)	A
3	60		Ø 0,90 (.035)	A
3	79		Ø 0,90 (.035)	A

#### Available Tip Styles GKS-135

Material	Tip Style	Tip Style Image	Ø (inch)	Plating
3	02		Ø 0,90 (.035)	A
3	60		Ø 0,90 (.035)	A

### Mechanical Data

Work. Stroke: 050/075/100 4,3 mm (.169)

Max. Stroke: 050/075/100 6,35 mm (.250)

Work. Stroke: 135 9,3 mm (.366)

Max. Stroke: 135 11,35 mm (.448)

### Materials

Plunger: BeCu, gold-plated

Barrel: Nickel-silver or Bronze, gold-plated

Spring: Steel, gold-plated

Receptacle: Nickel-silver or Brass, gold-plated

### Spring Force of GKS-050:

Spring Force at Work. Stroke: 1,5 N (5.4oz)

alternative: 2,0 N (7.2oz)

### Spring Force of GKS-100:

Spring Force at Work. Stroke: 1,0 N (3.6oz)

alternative: 2,0 N (7.2oz); 3,0 N (10.8oz)

### Spring Force of GKS-075:

Spring Force at Work. Stroke: 1,0 N (3.6oz)

alternative: 2,0 N (7.2oz)

### Spring Force of GKS-135:

Spring Force at Work. Stroke: 1,5 N (5.4oz)

alternative: 2,0 N (7.2oz); 3,0 N (10.8oz)

### Note:

Collar Height and Installation Height, Receptacles, Electrical Data, Mounting Hole Size: see compatible standard Probe Series.

### Tools:

Insertion and Extraction Tools for GKS and KS see Page 118.

## Ordering Example

Series	Tip Material 3 = BeCu	Tip Style	Tip Diameter (1/100 mm)	Plating A = Gold N = Nickel	Spring Force (dN)	Collar Height (mm)
G K S	0 5 0	3	6 0	0 6 0	A	1 5 0 0
G K S	0 7 5	3	6 0	0 9 0	A	2 0 0 0
G K S	1 0 0	3	6 0	0 9 0	A	2 0 0 0
G K S	1 3 5	3	6 0	0 9 0	A	2 0 0 0

Test Probes: