

# e-type<sup>®</sup> E-050 / E-075 NEW

ICT-/FCT Test Probe for difficult contacting demands

Grid:

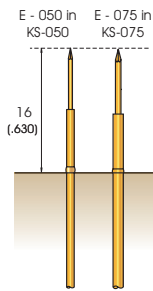
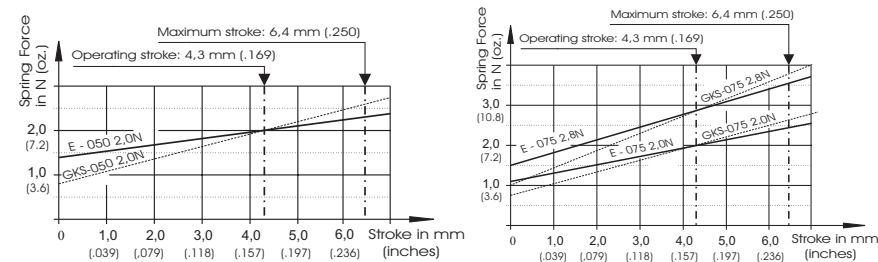
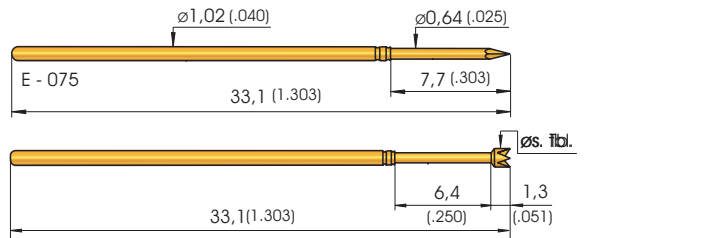
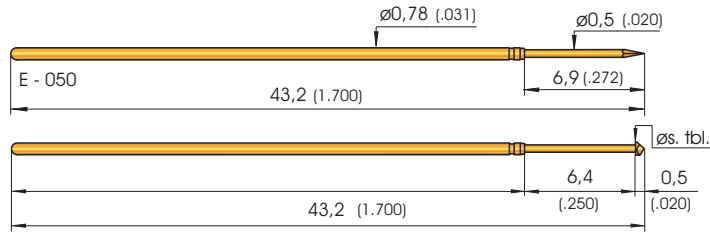
1,27 / 1,91 mm

50 / 75 Mil

Installation Height: 16,0 mm (.630) / variable

Recommended Stroke: 4,3 mm (.169)

## Mounting and Functional Dimensions



Collar Height and Installation Height, Receptacles, Electrical Data, Mounting Hole Size and Materials:  
see compatible Standard Probe series GKS-050/075

e-type	compatible Probe	Page
E-050	GKS-050	25
E-075	GKS-075	26 / 27

**Mechanical Data**  
**Working Stroke:** 4,3 mm (.169)  
**Maximum Stroke:** 6,4 mm (.250)

### Spring Forces at Working Stroke

Series	Designation	Pre-Load	Force at Work. Stroke
E-050	20	1,4 N (5.1oz)	2,0 N (7.2 oz)
E-075	20	1,2 N (4.3oz)	2,0 N (7.2 oz)
E-075	28	1,6 N (5,8oz)	2,8 N (10.1 oz)

## Available Tip Styles E-050

Material	Tip Style	Plating	Further Versions	
			∅	∅ (inch)
2 01		A		
3 07		A	0,90	A
2 14		A		
2 38		A		
2 77		A		
2 91		A		
2 97		A		

## Available Tip Styles E-075

Material	Tip Style	Plating	Further Versions	
			∅	∅ (inch)
2 01		A		
2 07		A	1,20	(.047)
2 09		A		
2 14		A	1,00	(.039)
2 24*		A		
2 38		A		
2 77		A		
2 91		A		
2 97		A		
2 98		A		

\* higher middle tip plus 0,2 mm

## Ordering Example

Series      Tip Material      Tip Style      Tip Diameter      Plating      Spring Force      Collar Height  
 (1/100 mm)      A = Gold      (dN)      (mm)

Test Probes:

E	050	2	91	050	A	20	00
E	075	2	91	064	A	20	00