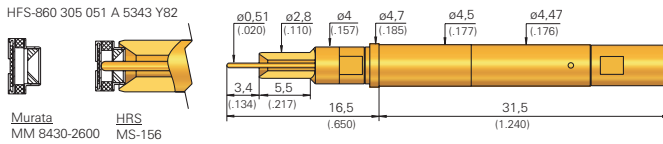
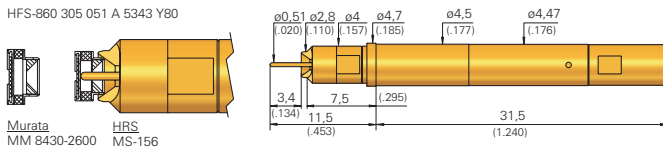


Grid:
 ≥ 5,50 mm
 ≥ 217 Mil

Installation Height: see below
 Recommended Stroke: 4,0 mm (.157)



Contacting of "Switch Connectors"

with HFS-860 305 051 A 5343 Y80 and HFS-860 305 051 A 5343 Y82

Mechanical Data,
Spring Force, Materials,
Mounting Hole Size
see HFS-810
Electrical Data
Frequency Range: up to 6 GHz
Other values: see HFS-810

Other solutions for 6 GHz-applications (W-LAN) on request.

Connector, pre-wired with RF-Coaxial-Cable Multiflex for 6 GHz:

	SE-860 V-80	SE-860 V-MCX-W-80
Probe Side	MCX-Plug, straight	MCX angular
Interface Side	SMA-Plug, straight	SMA-Plug, straight
Cable length	0,8 m	0,8 m

HFS 810 / 840 Special Solutions

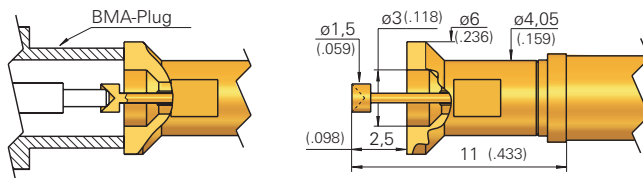
Application examples with various Special Plungers

The following overview of designs shows a small selection of the most common and already manufactured special solutions. The geometry of the individual components has been adjusted to those components which must be tested.

Note: In this case, it cannot be guaranteed that the upper frequency range can be reached without noise. Please note that in some

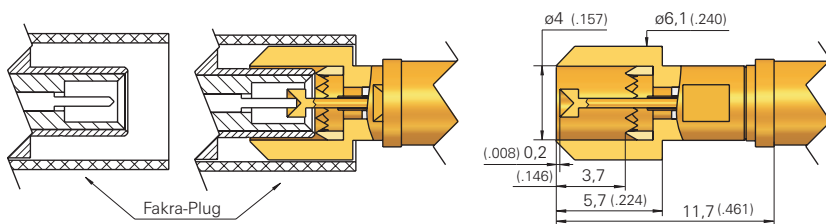
cases special shapes and different dimensions are hidden behind the various Coax-Plug and Jack names such as „Fakra“ or „MCX“.

For detailed information or further consulting in regard to the choice of tip-styles or regarding carrying out special developments for your specific demands, please contact our Design Department.



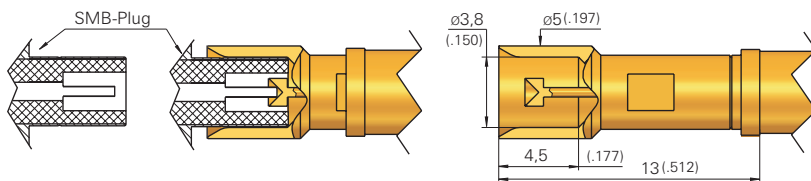
Contacting of BMA-Plugs, e.g.:

- **HFS-810 303 150 A 5302 D**
 Protruding Inner Plunger for contacting the lower set inner pin of a connector.



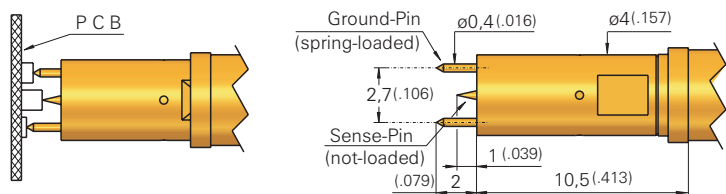
Contacting of Fakra-Plugs, e.g.:

- **HFS-810 303 150 A 5342 F**
 The protruding Outer Plunger reaches the connector first. The outer bevel sinks into the plastic housing of the connector and centres the Outer Plunger.



Contacting of SMB-Plugs, e.g.:

- **HFS-810 303 150 A 5343 Y**
 The protruding Outer Plunger engulfs the connector and centres it. After this the inner conductor is contacted with the Inner Probe of the HFS.



Contacting of PC-Boards:

- **HFS-810 201 051 A 5602 V2-18 S**
 Both Outer Conductors Plungers (Ground) are spring loaded and have a stroke of max. 2.0 mm (.079). Because both Plungers can travel individually this allows test pads with different heights to be contacted. Other positions for the spring-loaded Outer Plunger are available on request. The Inner Conductor (Sense) is designed as a rigid pin, which, however, is fixed to the base unit and therefore pressed in when the complete unit is activated.